

XG14

Line Array Waveguide

KeyFeatures

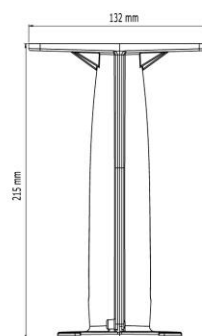
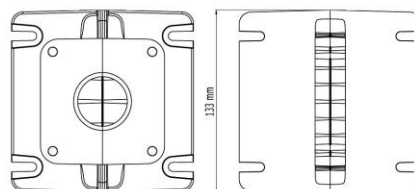
- 1.4" entry line-array source
- 10° vertical coverage angle
- Transmission line acoustical design minimizes internal reflections and acoustical losses
- Throat shape optimized for lowering air distortion
- Compact size for high arrayability
- Die-cast aluminum construction

Description

The XG14 is a 1.4 inch throat entry line-array waveguide. The specific transmission line acoustical design minimizes internal reflections and acoustical losses, while throat shape has been optimized for lowering air distortion. The XG14 has been optimised for obtaining a 10° vertical dispersion angle, while the horizontal coverage angle could vary from 80° to 120° depending on the specific cabinet design. The waveguide has been developed to obtain optimum performances when it will coupled with 1.4 inch exit Eighteen Sound high frequency compression drivers.

Models

Model	Code	Information
042XG14H 00	042XG14H 00	
XG14	XG14	



XG14

Line Array Waveguide

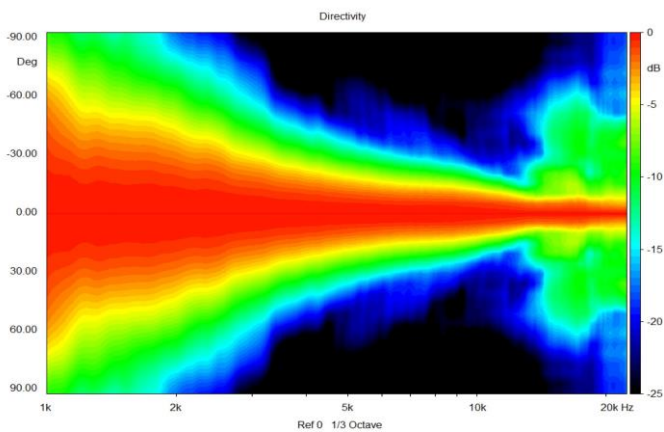
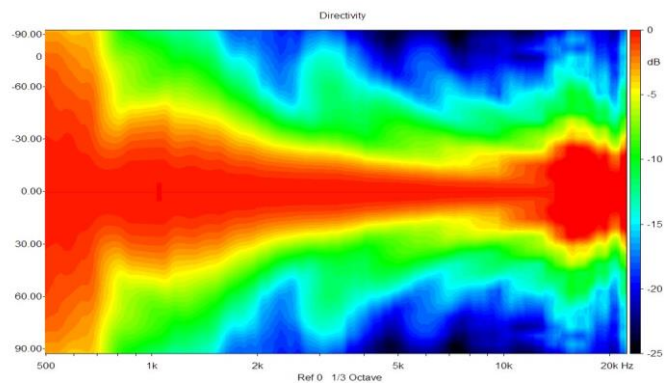
General Specifications

Throat Diameter	35,5 mm (1,4 in)
Horizontal Coverage (-6dB)	100° nominal
Vertical Coverage (-6dB)	10° nominal
Usable Frequency Range	Above 800Hz
Sensitivity	111 dB
Frequency Range	500 Hz ÷ 18KHz
Material	Die-cast aluminum

Thiele Small Parameters

Mounting information

Flange Height	133 mm (5.2)
Mouth Width	132 mm (5.19 in)
Depth	215 mm (8.45 in)
Flange Mounting	4 screws ø 6
Gross weight	1,3 Kg (2.73 lb)
Net weight	1 kg (2.10 lb)



Notes

1) Sensitivity is measured at 1W input on ND1480A rated impedance at 1m on axis from the mouth of the line array source, averaged between 1kHz and 4 kHz.